




United States Department of Agriculture (USDA)

2009 – 2010 Income Eligibility Guidelines

INCOME ELIGIBILITY GUIDELINES							
Effective from July 1, 2009 to June 30, 2010							
HOUSEHOLD SIZE	FEDERAL POVERTY GUIDELINES	REDUCED PRICE MEALS - 185 %					
	ANNUAL	ANNUAL	MONTHLY	TWICE PER MONTH	EVERY TWO WEEKS	WEEKLY	
48 CONTIGUOUS STATES, DISTRICT OF COLUMBIA, GUAM, AND TERRITORIES							
1	10,830	20,036	1,670	835	771	386	
2	14,570	26,955	2,247	1,124	1,037	519	
3	18,310	33,874	2,823	1,412	1,303	652	
4	22,050	40,793	3,400	1,700	1,569	785	
5	25,790	47,712	3,976	1,988	1,836	918	
6	29,530	54,631	4,553	2,277	2,102	1,051	
7	33,270	61,550	5,130	2,565	2,368	1,184	
8	37,010	68,469	5,706	2,853	2,634	1,317	
For each add'l family member, add	3,740	6,919	577	289	267	134	
ALASKA							
1	13,530	25,031	2,086	1,043	963	482	
2	18,210	33,689	2,808	1,404	1,296	648	
3	22,890	42,347	3,529	1,765	1,629	815	
4	27,570	51,005	4,251	2,126	1,962	981	
5	32,250	59,663	4,972	2,486	2,295	1,148	
6	36,930	68,321	5,694	2,847	2,628	1,314	
7	41,610	76,979	6,415	3,208	2,961	1,481	
8	46,290	85,637	7,137	3,569	3,294	1,647	
For each add'l family member, add	4,680	8,658	722	361	333	167	
HAWAII							
1	12,460	23,051	1,921	961	887	444	
2	16,760	31,006	2,584	1,292	1,193	597	
3	21,060	38,961	3,247	1,624	1,499	750	
4	25,360	46,916	3,910	1,955	1,805	903	
5	29,660	54,871	4,573	2,287	2,111	1,056	
6	33,960	62,826	5,236	2,618	2,417	1,209	
7	38,260	70,781	5,899	2,950	2,723	1,362	
8	42,560	78,736	6,562	3,281	3,029	1,515	
For each add'l family member, add	4,300	7,955	663	332	306	153	